

688101

&\$&%





“ ”

2021		2021	
333,880,000	10	76,792,400.00	2021 12 31
2021		31.07%	,
	2021		



- ...

1\ 08² Gú y.....5...

1\ ¼8² œ (1° ú ¼ k?±CR Ñ 7 78

1\ 98² 1Ñ*6 rAØAê > 6 Å..... 12

1\ 8² œ ("ë*643

1\ Ä8²)ß ³ Ä/n JCS + ¼ ! œ ("ë*662

1\ •8² Gý?± »N@.....74

1\ 38² 6Ñ - Ø ú6Ñ L õ á 105

1\ ›8² H x6Ñ-(£ õ á 113

1\ •8² œ (j h-(£ õ á 114

1\ q8² CR Ñ Ö z..... 114

7 · &- ...	E- 9 œ (# Ê >~ ê Ä k1Ñ JAN ÆCOCS ê Ä JAN j 'COCS ê1® = - 1, 'CR Ñ Ö>~ Ä
	E- 9 œ (# Ê >~ ê1® ‡ ¼ œ (- 1, ' ¼ Ö Ö z ú ^?± · & Ä
	Ö z O µ X] -Añ- J 7 Ê5•1 : œ 0 ÛMbE÷, ' p 9 · &, '!" \ ú œ z , 'ïo Ä

		Microfiltration MF
		Ultrafiltration UF
		Nanofiltration NF
		Reverse Osmosis RO
		Membrane Bio-Reactor MBR
		Polyvinylidene Fluoride
		7-

		Cyclic Activated Sludge System Cyclic Activated Sludge Technology
		Biochemical Oxygen Demand
		Chemical Oxygen Demand
		Suspended Solids
		Volatile Fatty Acid
		Pure Terephthalic Acid
		Build-Operate-Transfer - -
		Transfer-Operate-Transfer - -
		Engineering+Procurement+Construction

									1198
								28	
								2019 11 15	2022 12 31

()

	2021	2020	(%)	2019
	1, 150, 709, 066.63	876, 447, 101.03	31.29	742, 008, 730.62
	247, 121, 741.23	221, 805, 911.11	11.41	276, 645, 832.03
	218, 456, 469.44	184, 089, 659.04	18.67	197, 273, 272.23
	221, 133, 458.56	118, 098, 323.81	87.25	236, 316, 038.53
	2021	2020	%	2019
	3, 434, 458, 736.70	3, 300, 204, 887.28	4.07	3, 161, 799, 376.17
	4, 854, 631, 977.93	4, 533, 102, 478.72	7.09	4, 230, 402, 667.14

()

	2021	2020	(%)	2019
	0.74	0.66	12.12	1.07
	0.74	0.66	12.12	1.07
	0.65	0.55	18.18	0.77
%	7.40	6.87	0.53	16.40
%	6.54	5.70	0.84	11.69
%	4.54	4.58	0.04	5.31

115,070.91 31.29%

PPP PPP

2021

24,712.17 11.41%

18.67%

87.25%

()

()

()

	1-3	4-6	7-9	10-12
	159,865,970.07	243,310,458.39	294,413,320.57	453,119,317.60
	63,232,711.71	70,436,369.39	76,232,123.29	37,220,536.84
	58,048,992.33	63,858,482.49	69,702,880.52	26,846,114.10
	-33,737,697.76	25,559,960.25	56,134,967.17	173,176,228.90

	2021		2020	2019
	-491,244.56		-172,550.78	45,622,618.56
	15,195,230.38		19,186,036.24	26,643,008.59

	- 25, 380. 00		- 259, 883. 00	278, 000. 00
			- 28, 540. 44	
	15, 075, 426. 96		26, 508, 071. 72	2, 243, 351. 67
	4, 127, 161. 11			

	350,417,534.25	250,078,452.06	-100,339,082.19	78,452.06
	56,738,968.18	81,012,075.95	24,273,107.77	0.00
	0.00	4,717,900.00	4,717,900.00	0.00
	407,156,502.43	335,808,428.01	-71,348,074.42	78,452.06

PVDF

“ ”

“ — — — ”

“ ”

120 /

NBR

2022
2022 6

115,070.91

31.29%

PPP

PPP

2021

11.41%

24,712.17
18.67%

87.25%

()

“

- - - - ”

1

1

iMR

PDF

iMR

iMBR

iMBR

2

-

2

()

—

iMBR

1



BCF TCF

2

5

“ ” “ RDPA ” “ - - - ”

“ RDPA ”

()
1.

“ ” “ 2012 ” 2021 3
C35
2016 “
”

“ ”

“ ”

A

A

2021 6

“

”

2025

A


B

C

2

C

3



1

2

PVDF

3

EPC BT BOT PPP BOO

EPC BOT PPP

4

5

ISC0000

()

1.

7

		-		
		iMR		

			Flow Cel	
		“ + ” C		
		AG-MBR AAO +		

“ _____ ” “ RCPA”
 - - -


“ ” “ ”

3

			%
	52,214,988.06	40,115,963.67	30.16
	52,214,988.06	40,115,963.67	30.16
%	4.54	4.58	0.04
%	0.00	0.00	0.00

4

1		5,000,000.00	2,997,820.70	5,152,577.65		-	2000 PEG 90% 10LHM	
2		6,000,000.00	3,429,348.68	5,891,794.51			1000mm 1000LMH 1 NTU	
3	100mm	4,000,000.00	2,130,456.52	3,820,072.48			50-300mm 1 NTU	
4		5,500,000.00	3,150,981.38	5,694,607.08			0-6bar; 0-500rpm	
5		4,000,000.00	1,366,926.43	3,218,678.15				



--	--	--	--	--	--	--	--	--	--	--

6

10,000,000.00

6,704,902.92

11,731,632.34

MER

MER

5
90%

12		4,000,000.00	2,094,972.37	2,094,972.37			GB5749-2006	
13	MBR	5,000,000.00	2,389,776.11	2,389,776.11		MBR	20-35 n2 MBR 800-2100 n2 400 n2/n2	MBR
14	AO/MBR	3,000,000.00	2,882,302.88	2,882,302.88			GB18918-2002 A	
15		3,000,000.00	2,799,063.96	2,799,063.96			GB5749-2006	
16		2,200,000.00	2,263,885.91	2,263,885.91				
17	CB/H2O2/UV	3,200,000.00	3,125,769.88	3,125,769.88			CCD NB-N GB18918-2002 A	
	/	86,400,000.00	51,216,530.87	66,945,456.45	/	/	/	/

5

: :

	223	198
%	19.75	19.04
	37,206,833.64	28,442,374.37
	166,846.79	143,648.36

			3
			14
			145
			48
			13
30	30		92
30-40	30	40	87
40-50	40	50	33
50-60	50	60	10
60			1

6

()

C

50

2

PTA

60%



①

()

()

()

()

()

()

BOF TOF

()

()

()

2021 9 30

2021 10 8
2021-046

www.sse.com.cn

2021 7 30

“ ” “

” “

2021 7 31

www.sse.com.cn

2021-034

2019 11

2021	115,070.91	31.29%	
24,712.17	11.41%	2021	485,463.20
7.09%		343,445.87	4.07%

()

1.

			%
	1,150,709,066.63	876,447,101.03	31.29
	780,054,346.93	550,897,369.94	41.60
	26,522,432.80	24,143,503.71	9.85
	44,012,474.96	37,576,456.91	17.13
	10,456,094.25	11,205,791.52	-6.69
	52,214,988.06	40,115,963.67	30.16
	221,133,458.56	118,098,323.81	87.25
	-197,277,240.75	314,281,616.66	
	4,698,235.86	-158,805,905.61	

PPP

PPP

2021

2

(1).

: :

			%	%	%	%
	558,893,478.02	369,951,682.72	33.81	8.24	3.03	3.35
	412,991,196.15	231,278,271.75	44.00	14.68	20.56	2.73
	178,824,392.46	178,824,392.46	-	-	-	-
	1,150,709,066.63	780,054,346.93	32.21	31.29	41.60	4.93
			%	%	%	%
	188,717,936.02	121,483,124.93	35.63	76.66	75.11	0.57

233,424,904.31

	1, 150, 709, 066. 63	780, 054, 346. 93	32. 21	31. 29	41. 60	4. 93
			%	%	%	%
	1, 145, 423, 521. 36	777, 866, 581. 34	32. 09	32. 79	42. 40	4. 58
	5, 285, 545. 27	2, 187, 765. 59	58. 61	- 61. 82	- 52. 87	7. 85
	1, 150, 709, 066. 63	780, 054, 346. 93	32. 21	31. 29	41. 60	4. 93
			%	%	%	%
	1, 150, 709, 066. 63	780, 054, 346. 93	32. 21	31. 29	41. 60	4. 93

1. 34% 5. 43%
8. 24%

76. 66%

2021

14. 68%

PPP

PPP

61. 82%

(2).

					%	%	%
	/	101	101		- 6. 48	- 6. 48	
	/	46	46		- 8. 00	- 8. 00	
		-	-		-	-	
		21, 706. 00	29, 393. 10		- 7. 80	- 1. 64	
		10	10		-	-	

3

4

14

PPP

10

(3).

(4).

			(%)		(%)	(%)	
		369,951,682.72	47.43	359,055,060.02	65.18	3.03	
		231,278,271.75	29.65	191,842,309.92	34.82	20.56	
		178,824,392.46	22.92	-	-	-	

50% 5

3

			%
	26,522,432.80	24,143,503.71	9.85
	44,012,474.96	37,576,456.91	17.13
	10,456,094.25	11,205,791.52	-6.69
	52,214,988.06	40,115,963.67	30.16

4

			%
	221,133,458.56	118,098,323.81	87.25
	-197,277,240.75	314,281,616.66	
	4,698,235.86	-158,805,905.61	

()

()

1.

		%		%	%	
	1, 231, 756, 309. 30	25. 37	1, 193, 976, 534. 34	26. 34	3. 16	
	250, 078, 452. 06	5. 15	350, 417, 534. 25	7. 73	- 28. 63	
	6, 436, 250. 00	0. 13	22, 066, 412. 61	0. 49	- 70. 83	
	570, 034, 482. 96	11. 74	469, 200, 769. 75	10. 35	21. 49	
	81, 012, 075. 95	1. 67	56, 738, 968. 18	1. 25	42. 78	
	28, 828, 185. 21	0. 59	13, 409, 801. 55	0. 30	114. 98	
	22, 102, 458. 10	0. 46	49, 883, 444. 92	1. 10	- 55. 69	
	591, 767, 853. 70	12. 19	431, 955, 841. 14	9. 53	37. 00	
	32, 440, 404. 26	0. 67	30, 367, 959. 03	0. 67	6. 82	
	0. 00	0. 00	2, 472, 717. 93	0. 05	- 100	
	51, 217, 283. 97	1. 06	35, 372, 260. 78	0. 78	44. 8	
	340, 244, 069. 73	7. 01	279, 735, 277. 28	6. 17	21. 63	
	4, 717, 900. 00	0. 1	0. 00	0. 00		

	79,765,094.69	1.64	45,949,052.05	1.01	73.59	
	39,478,118.96	0.81	24,809,531.04	0.55	59.12	
	11,108,662.84	0.23	0.00	0.00		
	1,360,311,809.45	28.02	1,407,086,433.95	31.04	-3.32	
	102,232.63	0.00	0.00	0.00		67%
	2,605,805.41	0.05	1,987,282.74	0.04	31.12	
	57,178,496.31	1.18	38,127,684.37	0.84	49.97	
	93,446,032.40	1.92	79,544,972.81	1.75	17.48	
	385,212,511.76	7.93	323,059,157.42	7.13	19.24	
	502,485,130.24	10.35	370,518,917.98	8.17	35.62	
	29,516,517.70	0.61	23,290,605.77	0.51	26.73	
	45,164,626.04	0.93	36,358,327.68	0.8	24.22	
	4,760,465.48	0.10	12,580,574.57	0.28	-62.16	

	12,601,236.09	0.26	4,645,735.00	0.10	171.24	

2

(1)

113,056,630.08

2.33%

(2)

3

	2021 12 31	
	1,415,370.00	
	22,448,606.71	
	504,716.79	
	3,655,520.00	
	1,549,380.00	13 2021
	29,029,806.09	Suntar Investment Holding Pte Ltd
	58,603,399.59	

4

()

()

1.

2

3

	350,417,534.25	250,078,452.06	-100,339,082.19	78,452.06
	56,738,968.18	81,012,075.95	24,273,107.77	0.00
	0.00	4,717,900.00	4,717,900.00	0.00
	407,156,502.43	335,808,428.01	-71,348,074.42	78,452.06

4

()

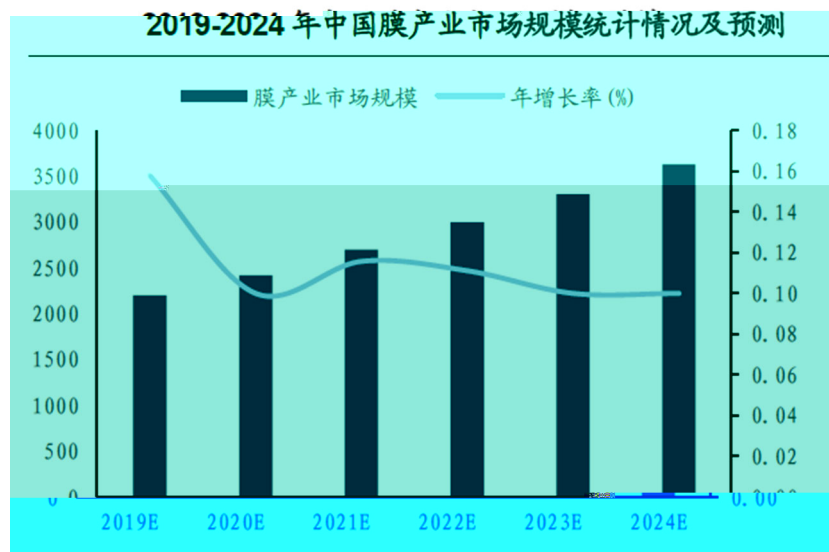
()

		81,050,000.00	674,019,785.74	251,934,092.58	420,623,593.79	77,096,482.93	100%
	C	203,172,500.00	2,445,991,172.33	1,340,551,665.48	3,335,019,763.82	217,798,452.80	30%

()

()

2000
3600
2773
25%
“ ”
15%
2019
2022
3600



()

“ — — — ”

()

2022
2022

“

”

“

-

-

-

-

”

2022

2022

2022

2022
1

2022

2

3

MR

2022

4

5

2022

()

1

2

3

4

5

6

E

7

--	--	--	--	--

2021 12 8

2022

2022

()

	()											
LAN VUI QUANG			58	2012 6 28	2025 1 16	0	0	0		150.86		
			48	2012 6 28	2025 1 16	0	0	0		0.00		
			47	2019 1 30	2025 1 16	1,500,600	1,125,450	-375,150		90.48		
CHEN N			56	2012 6 28	2025 1 16	0	0	0		50.87		
			50	2019 1 30	2025 1 16	0	0	0		6.00		
	(58	2019 1 30	2021 2 3	0	0	0		0.50		
	(39	2020 9 9	2022 1 17	0	0	0		6.00		
			69	2021 2 3	2025 1 16	0	0	0		5.50		
	(52	2013 4 16	2022 1 17	246,000	184,500	-61,500		40.77		
	((42	2012 6 28	2022 1 17	29,520	22,140	-7,380		13.93		

	(44	2015 6 26	2022 1 17	73,800	55,350	-18,450		24.94	
			46	2012 6 28	2025 1 16	713,400	535,050	-178,350		85.01	
	(57	2012 6 28	2021 3 29	369,000	276,750	-92,250		6.29	
			35	2021 3 29	2025 1 16	0	0	0		32.48	
			49	2012 6 28	/	369,000	276,750	-92,250		63.53	
			40	2018 6	/	0	0	0		29.85	
	/	/	/	/	/	3,301,320	2,475,990	-825,330	/	607.01	/

246,000 73,800 29,520 713,400 369,000 369,000 () 1,500,600
 0.1105% 2021 0.4494% 0.0737% 0.0221% 0.0088% 0.2137% 0.1105%
 375,150 178,350 61,500 18,450 7,380 92,250 92,250

	1964	
LAN	CleanWaterInvestment Limited	SuntarEco-city Limited
VI QUANG	ChinaGreenInnovationHoldingPte. Ltd	ChinaGreenEcoHoldingPte. Ltd
	SuntarInternational Pte. Ltd	
	SuntarEnvironmental TechnologyPteLtd	

	1974	CDH Investments Management (Hong Kong) Limited Holdings Limited	AMC Healthcare
	1975		
CHEN N	1966	Clean Water Investment Limited Suntar International Pte. Ltd Suntar Environmental Technology Pte Ltd Suntar Research Pte Ltd	Suntar Investment Holding Pte. Ltd Suntar Advanced Materials Pte Ltd
	1972 9		
	1964	2021 2	
	1983 6	2022 1 ,	
	1953		“ ” 2013
	8		
	1970		

		2022 1
	1980	2022 1
	1978	TDK
		2022 1
	1976	
		Graphene Energy Pte Ltd
	1965	
		2021 3
	1987	
	1973	2014
	“ ”	
	1982 11	

()

1.

LANWEI GUANG			1997 12	/
CHENI			1997 12	/
			2011 11 28	2021 9 14

2

LANWEI GUANG	CleanWaterInvestment Limited		2012 4	/
LANWEI GUANG			2002 9	/
LANWEI GUANG			2003 2	/
LANWEI GUANG	SuntarEco-city Limited		2006 9	/
LANWEI GUANG	ChinaGreenInnovationHoldingPte. Ltd		2010 10	/
LANWEI GUANG			2008 6 20	/
LANWEI GUANG	ChinaGreenEcoHoldingPte. Ltd		2011 11	/
LANWEI GUANG	SuntarInternational Pte. Ltd		2002 6	/
LANWEI GUANG			2005 11 10	/
LANWEI GUANG			1996 11	/
LANWEI GUANG			2012 8 6	/
LANWEI GUANG			2003 3 2	/
LANWEI GUANG			2015 7 3	/
LANWEI GUANG			2016 12 9	/
LANWEI GUANG	SuntarEnvironmental TechnologyPteLtd		2011 8	/
			2016 3	/
			2016 5	/
			2016 3	/

	CDH Investments Management Hong Kong Limited		2009 9	/
	CDH Bio-Tech HK Limited		2007 11	/
	CDH Bio-Tech Limited		2007 11	/
	CDH Global Paper Limited		2008 1	/
	CDH China Investment Capital IV Limited		2011 7	/
	CDH China Investment Holdings IV Limited		2013 10	/
	CDH China Investment IV Limited		2013 10	/
	AMC Healthcare Holdings Limited		2015 4	/
			2016 9	/
			2018 4	/
			2017 12	/
			2017 3	/
			2013 11	/
			2017 4	/
			2011 11	/
			2015 8	/
			2011 3	/
			2016 10	/
			2018 1	/
			2018 1	/
			2019 4	/
CHEN	Clean Water Investment Limited		2012 4	/
CHEN			2011 7	/
CHEN			2002 9	/
CHEN			2003 2	/
CHEN			2006 8	/
CHEN			2007 9	/
CHEN			15	/
CHEN	Suntar International Pte. Ltd		2002 6	/

CHEN

2021 2 3 2021

2 2021 3

29

4 6 2021

3 2021 12 29

2022 1 17 2022

4 2021 12 29

2022 1 17 2022

2021

()

()

	2021. 1. 18	
	2021. 3. 29	
	2021. 4. 8	<p>2020</p> <p>2020</p> <p>2020</p> <p>2020</p> <p>2020</p> <p>2020</p> <p>2020</p> <p>2020</p> <p>2021</p> <p>2020</p> <p>2020</p>

		2020
	2021. 4. 27	2021
	2021. 5. 26	
	2021. 6. 18	
	2021. 7. 12	
	2021. 7. 14	
	2021. 7. 27	
	2021. 7. 30	2021
	2021. 8. 27	2021 2021 < > < >
	2021. 9. 30	
	21. 10. 2021. 10. 29)	2021

LAN VŨI QUANG		16	16	16	0	0		4
		16	16	3	0	0		4
CHEN N		16	16	16	0	0		4
		16	16	16	0	0		4
		16	16	2	0	0		4
		16	16	2	0	0		4
		15	15	2	0	0		3
		1	1	0	0	0		1

	16
	0
	2
	14

()

()

(1).

	CHEN N
	2021 2 3 2021
	2 3
	2021 2 3 2021 2 3
	LAN VŨI QUANG
	LAN VŨI QUANG

(2).

4

	2020		
	2020		
2021. 4 8	2020		
	2020		

	2020		
2021. 4 27	2021 2021		
2021. 8 27	2021 2021		
2021. 10 29	2021 2021		

4

2021. 1. 18			
2021. 3 29			
2021. 4 8	2020		
2021. 12 29			

--	--	--	--

1

2021. 4 8	2020 2021 2021		

1

2021. 4 8		2020	

(3).

()

	180
	949
	1, 129
	0
	638
	52
	223
	41

	114
	61
	1, 129
	27
	297
	259
	546
	1, 129

()

))

2021

2022 4 20

www.sse.com.cn

ESG ESG

” “

ESG

ESG

1				
2				

1		DB 41/790 2013	COcr 584 / 73 / 219 / 7.3 /	
2		DB 41/790 2013	COcr 876 / 71.175 / 328 5 / 8.76 /	

						8-2002)	GB1891 A	73 / 219 / 7.3 /	
6					1	8-2002)	GB1891 A	CCDr 912.5 / 146 / 273.75 / 9.125 /	
7					1	8-2002)	GB1891 B	CCDr 175.2 / 23.36 / 58 4 / 2.92 /	
8					1	8-2002)	GB1891 A	CCD 365 / .4 / 3.65 / 109.5 / 58	
9					1	8-2002)	GB1891 B	CCDr 438 / 58.4 / 146 / 7.3 /	
10					1	8-2002)	GB1891 B	CCDr 219 / 29.25 /	
11					1	8-2002)	GB1891 A	CCDr 547.5 / 54.75 / 164 .25 / 5.48 /	
12					1	8-2002)	GB1891 B	CCDr 1051.2 / 140.16 / 350.4 / 17.52 /	
13					1	8-2002)	GB1891 B	CCDr 433.82 / 57.84 / 1 44.61 / 7.23 /	
14					1			CCDr 1752 /	

							8-2002)	GB1891 B	233.6 / /	584 / 29.2 /	
15					1		8-2002)	GB1891 B	CCDr 1752 / 233.6 /	584 / 29.2 /	
16					1		1-2011) 2	GB2645	32.85 / 65.7 /		
17					1		8-2002)	GB1891 A	CCDr 1231.875 / 123.1875 / 369.5625 / 12.31875 /		
18					1		8-2002)	GB1891 A	CCDr 510.945 / 51.095 / 153.283 / 1 /	5.1	
19					1		8-2002)	GB1891 A	CCDr 456.25 / 56.88 / 36.88 / /	1 4.56	
20					1		8-2002)	GB1891 A	CCDr 912.5 / 91.25 / .75 / /	273 9.125	
21					1		8-2002)	GB1891 A	CCDr 365 / 58.4 / /	109.5 3.65 /	
22					1		8-2002)	GB1891 A	CCDr 365 / 58.4 / /	109.5 3.65 /	

23					1		8-2002)	GB1891 A	CCDr 233 308 / 23 33 / 6 9.99 / 2.33 /
24					1		8-2002)	GB1891 A	CCDr 456.2 / 45.6 / 136 8 / 4.56 /
25					1		8-2002)	GB1891 A	CCDr 730 / 73 / 219 / 7.3 /
26					1		8-2002)	GB1891 A	CCDr 219 / 21.9 / 65.7 / 2.19 /
27					1		8-2002)	GB1891 A	CCDr 274 / 27.4 / 82.13 / 2.74 /
28					1		8-2002)	GB1891 A	CCDr 447.125 / 44.7125 / 134.1375 / 4.7125 /
29					1		8-2002)	GB1891 A	CCDr 365 / 36.5 / 109.5 / 3.65 /

2

3

4

2015 4

5

6

()

1		20210524SDSW UV “ , ” 25,000.00	
2		20210723JYXD “ , 5 ” 37,500.00	
3		20210723JYXD1	

“

”

“

”

()

1.

2

“

”

2017

3

4

“

”

，

，

，

1.

2. i MBR

2021 12 31 154 79

74 1

2021 4 2 2 “ ”

3 3

2021 8 “ ” ”

2021 9 “ 100nm ” “ 2020

2021 11 2021 “

2021 12 , “ 2021 24

2021 12 “ ”

3

50% 2020 80% MBR 100

()

	218 04	

()

()

	69
%	6 11
	927. 42
%	3 77

()

“ ”
“ ”

()

ISO45001 ISO9001 ISO14001

()

- - - ” “ -

” “

()

()

	3	2020 2021
	3	2020 2021 “ 2021 ” 2020
		https://www.suntar.com/investor

()

()

()

()

()

--	--	--	--	--	--	--	--	--	--	--	--	--	--	--	--	--	--	--	--	--

LAN
WEI GUANG
CHEN N

/

			/				/	/
	LAN WEI GUANG CHEN N	/	/	/			/	/
							/	/

			/	/					
		LAN VUI QUANG		/	/			/	/
			1		2			/	/
			2						
				5%					
			10%						

			3					
		5%	1 2		2			
				100%				

			/	1				/	/
			2						
		()	/					/	/
			1						
			2						

		LAN WEI GUANG CHEN N	/	LAN WEI GUANG CHEN N			/	/	
		LAN WEI GUANG CHEN N 5%	N 5% 1 /	LAN WEI GUANG CHEN			/	/	
			2 /						
			3 / /						

			/					
			4 / /					
			5 / / /					
			1					
			2					
			3					
			4					
			5 /					
			N 5%	LANWEI GUANG CHEN			/	/

		LAN WEI GUANG CHEN N 5%	/	/	/					
--	--	----------------------------------	---	---	---	--	--	--	--	--

()

()

“ ”

1
” 2018 12 7 21 —— “
2021 1 1

1
2021 1 1

A

B

C 21

• 12 ;
•
•
•

• 13 ——

•
2

3
26

5, 325, 193 26

2021 1 1
2, 455, 314 27

7, 780, 507. 54

2021 1 1 822,446.03 548,160.32
 274,285.70
 2021 1 1

2020 12 31	3,114,166.19	288,000.00
	536,086.19	
	536,086.19	
12		
2020 12 31		
	5,432,205.71	589,714.29
2021 1 1	8,010,285.71	877,714.29
2021 1 1	4.75%	4.75%
2021 1 1	7,780,507.54	822,446.03
	2,455,314.27	274,285.70
	5,325,193.26	548,160.32

2 14
 2021 1 26 14 [2021] 1
 " 14 " 2021 1 26 14
 2021 1 1 2021 1 26
 14
 2020 12 31 PPP
 14 PPP
 PPP
 14 PPP
 14
 2020 12 31 14
 2021 1 1 14 2021 1 1
 -188,295,788.99 -141,283,652.99
 -46,091,891.81 -46,091,891.81
 -920,244.19 14

3 15 " " [2021] 35
 2021 12 30 15
 " 15 " " "

2021 12 30
”
15

15

“

	/	
	/	1,250,000.00
	/	3
	/	/
	/	/
	/	/

		250,000.00
	/	/
	/	/

4 20
2022-012

2022
www.sse.com.cn

2022

2022

()

()

()

()

1

	2021 11 23 www.sse.com.cn 2022 2021-054

2

2020 2021
2020 12 15
www.sse.com.cn 2021
2020-033

		2021	
		3 000.00	5,070.67
		261.00	248.96

	1 2021			5,070.67
	2019		1,592.92	2020
2,322.72	2021			1,155.02
2			2021	5,070.67
			2021	
	1,569.43			1,155.02
	3 2021			
3				
()				
1				
2				
3				
4				
()				
1				
2				
3				
()				
1				
2				
3				

()

()

()

1

2

3

()

: :

				()										
			15,000,000.00	2021.12.31	2021.12.31	2025.12.30					0			
											15,000,000.00			
A											0			
											55,000,000.00			
B											690,000.00			
											690,000.00			
A+B											0.02%			
(%)														
C											0			
70%											0			
D											0			
50% E											0			
C+D+E											0			
											/			
											/			

		270,000,000.00	2019.12.04	2020.03.04				/	/	2,423,342.47			/
		230,000,000.00	2019.12.03	2020.03.03				/	/	2,138,300.55			/
		200,000,000.00	2020.01.13	2020.04.13				/	/	1,850,000.00			/
		100,000,000.00	2019.12.04	2020.06.01				/	/	1,793,589.04			/
		200,000,000.00	2020.03.05	2020.06.05				/	/	1,825,000.00			/

		230,000,000.00	2020.03.05	2020.06.03				/	/	2,133,517.81			/
		270,000,000.00	2020.03.10	2020.07.08				/	/	3,240,000.00			/
		200,000,000.00	2020.04.13	2020.07.13				/	/	1,850,000.00			/
		230,000,000.00	2020.06.04	2020.09.02				/	/	1,741,068.49			/
		200,000,000.00	2020.06.05	2020.09.05				/	/	1,700,000.00			/



		200,000,000.00	2020.10.10	2020.11.27				/	/	744,166.67			/
		130,000,000.00	2020.11.05	2020.11.26				/	/	123,410.96			/
		250,000,000.00	2020.12.16	2021.06.15				2.9% 2.98%	/	3,595,205.48			/
		100,000,000.00	2020.12.17	2021.01.18				1.65% 2.84%	/	227,945.21			/
		200,000,000.00	2021.01.05	2021.04.05				1.00% 2.95%	/	1,425,000.00			/

		100,000,000.00	2021.01.20	2021.04.20				1.65% 3.18%	/	702,739.73			/
		200,000,000.00	2021.04.12	2021.06.30				1.00% 3.10%	/	1,300,000.00			/
		100,000,000.00	2021.04.23	2021.07.23				1.65% 3.38%	/	747,945.21			/
		200,000,000.00	2021.06.17	2021.12.14				/	/	3,037,808.22			/
		250,000,000.00	2021.07.02	2021.12.13				1.00% 3.10%	/	3,354,166.67			/

		100,000,000.00	2021.07.27	2021.10.26				1.65% 3.35%	/	785,342.47				/
		100,000,000.00	2021.11.02	2021.12.02				1.65% 3.10%	/	238,356.16				/
		100,000,000.00	2021.12.27	2022.01.29				1.65%-3.20%	/	/				/
		150,000,000.00	2021.12.29	2022.06.27				/	/	/				/

(3)

2

(1)

(2)

(3)

3

()

()

				(1)	2	% (3) (2)/(1)	4	% 5 =(4)/(1)
	1,524,162,200.00	1,450,246,642.09	1,410,000,000.00	1,410,000,000.00	333,042,148.86	23.62	80,590,662.98	5.72

()

			(1)	2	% (3) (2)/(1)							
			500,000,000.00	500,000,000.00	60,772.00	0.01						

--	--	--	--	--	--	--	--	--	--	--	--	--	--	--	--	--	--	--	--	--

()

			2021 7 30 2021 7 31 www.sse.com.cn 2021-034 2021 8 24 2021 8 25 www.sse.com.cn 2021 2021-040
			2021 9 30 2021 10 8 www.sse.com.cn 2021-046 2021 12 8 2021 12 9 www.sse.com.cn 2021 2021-057

()

1

2020 4 9

20,566,313.00

6,550,880.00

27,117,193.00

2019 9

25,317 ,

2021 12

2

1 2020 8 20

8,000.00

12

78,492,314.24

2 2021 10 29

9,000.00

12

2021 12

31

6,488.19

3

1 2019 12 1

10

2 2020 12 14

6.5

3 2021 11 22

6

2021 12 31

25,000.00

4

2021 1 18

1,200

29.82%

2021 12 31

1,200

5

1	2020	10	28			
				“	”	
				Suntar Investment Holding Pte. Ltd		
				“	”	5,000
Suntar Investment Holding Pte. Ltd					2021	5 28
Investment Holding Pte. Ltd						
NRA182-302-310-9		2021	12	31		
					4,444	69
2						
129940100100348347		2020	12	31		200,000,000
		1,944,039			2021	2 5
		68				

()

1

		(%)							(%)
	154,329,320	46.22				-3,285,870	-3,285,870	151,043,450	45.24
1									
2									
3	9,558,870	2.86				-3,285,870	-3,285,870	6,273,000	1.88
	9,558,870	2.86				-3,285,870	-3,285,870	6,273,000	1.88
4	144,770,450	43.36						144,770,450	43.36
	144,770,450	43.36						144,770,450	43.36
	179,550,680	53.78				3,285,870	3,285,870	182,836,550	54.76
1	179,550,680	53.78				3,285,870	3,285,870	182,836,550	54.76
2									
3									
4									
	333,880,000	100				0	0	333,880,000	100

2

2021 11 15
2021 11 6

3, 285, 870
www.sse.com.cn

2021-051

3

4

()

:

	3,285,870	3,285,870	0	0		2021 11 15
	144,770,450	0	0	144,770,450	IPO	2022 11 15
	6,273,000	0	0	6,273,000	IPO	2022 11 15
	154,329,320	3,285,870	0	151,043,450	/	/

()

()

()

()	14,905
()	14,331
	0
	0
	0
	0

()

:

			(%)					
	0	144,770,450	43.36	144,770,450	144,770,450		0	
	0	85,682,350	25.66	0	0		0	
	0	6,273,000	1.88	6,273,000	6,273,000		0	
	-375,150	1,125,450	0.34	0	0		0	
	10,738	1,063,021	0.32	0	0		0	
	1,034,925	1,034,925	0.31	0	0		0	
	18,919	1,020,533	0.31	0	0		0	
	602,631	602,631	0.18	0	0		0	
LCF	580,938	580,938	0.17	0	0		0	
	562,000	570,000	0.17	0	0		0	
		85,682,350					85,682,350	
		1,125,450					1,125,450	
		1,063,021					1,063,021	
		1,034,925					1,034,925	
		1,020,533					1,020,533	

	602,631		602,631
LCF	580,938		580,938
	570,000		570,000
	563,900		563,900
	560,000		560,000
	LAN VAI GUANG	CHEN N	100.00%
	64.70%		

1	144,770,450	2022 11 15	0	36
2	6,273,000	2022 11 15	0	36
	LAN VAI GUANG	CHEN N	100.00%	
	64.70%			

()

()

/

()

1.

2

:

		/			/
		3, 285, 870	2021 11 15	-3, 285, 870	0

()

1

	LAN VAI GUANG
	1997 12 4

2

3

4

5



()

1

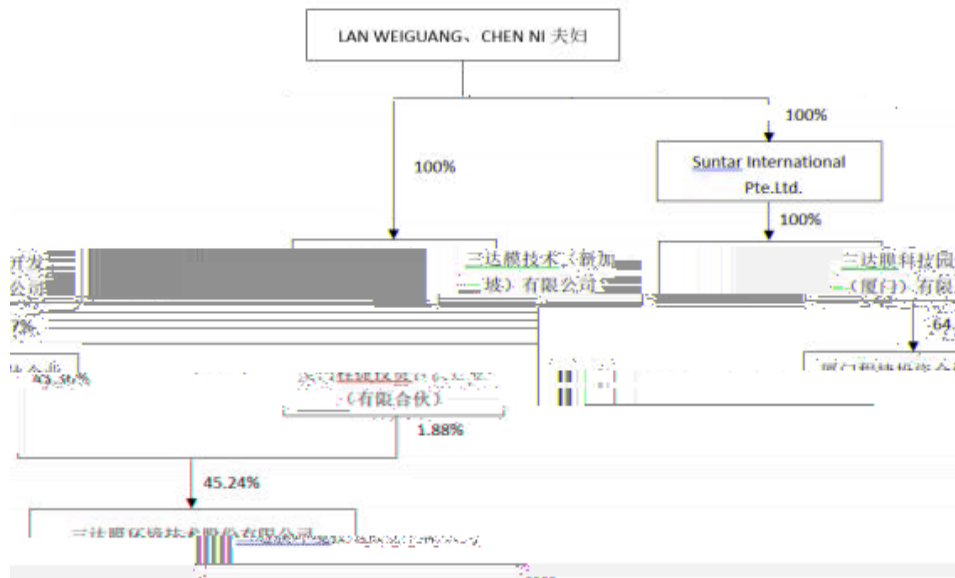
2

	LAN WU GUANG	
10	LAN WU GUANG CHEN Eco-ci tyLi nited 75 33%	Sunt ar
	CHEN N	
10	LAN WU GUANG CHEN Eco-ci ty Li nited 75 33%	Sunt ar

3

4

5



6

()

		2011 8 17	1658273	10,000.00	



[2022] 361Z0190

2021

12 31

2021

2021 12 31

2021

“

”

1

2021

115,070.91

31.29%

26

38

2

1

2

3

4

PPP

5

1

2021 12 31

69,623.53

12,620.08

10

4

115 287

2

1



1

2

3

4

5

6

2022 4 19

2021 12 31

:

: :

		2021 12 31	2020 12 31
	1	1,231,756,309.30	1,193,976,534.34
	2	250,078,452.06	350,417,534.25
	4	6,436,250.00	22,066,412.61
	5	570,034,482.96	469,200,769.75
	6	81,012,075.95	56,738,968.18
	7	28,828,185.21	13,409,801.55
	8	22,102,458.10	49,883,444.92
	9	591,767,853.70	431,955,841.14
	10	32,440,404.26	30,367,959.03
	12		2,472,717.93
	13	51,217,283.97	35,372,260.78
		2,865,673,755.51	2,655,862,244.48

	17	340,244,069.73	279,735,277.28
	19	4,717,900.00	
	21	79,765,094.69	45,949,052.05
	22	39,478,118.96	24,809,531.04
	25	11,108,662.84	
	26	1,360,311,809.45	1,407,086,433.95
	28	102,232.63	
	29	2,605,805.41	1,987,282.74
	30	57,178,496.31	38,127,684.37
	31	93,446,032.40	79,544,972.81
		1,988,958,222.42	1,877,240,234.24
		4,854,631,977.93	4,533,102,478.72
	36	385,212,511.76	323,059,157.42
	38	502,485,130.24	370,518,917.98
	39	29,516,517.70	23,290,605.77
	40	45,164,626.04	36,358,327.68
	41	4,760,465.48	12,580,574.57
	43	12,601,236.09	4,645,735.00
	44	34,750,170.93	30,239,017.66
		1,014,490,658.24	800,692,336.08
	45	85,935,993.03	15,000,000.00

	47	8 574 851. 35	0.00
	48	10 500 000. 00	10 500 000. 00
	50	167 154 249. 51	278 844 492. 27
	51	89 301 451. 40	88 171 948. 63
	30	28 308 62	62 630. 14
		361 494 853. 91	392 579 071. 04
		1 375 985 512. 15	1 193 271 407. 12
	53	333 880 000. 00	333 880 000. 00
	55	1 514 719 732. 79	1 514 719 732. 79
	59	122 778 881. 17	110 229 936. 87
	60	1 463 080 122. 74	1 341 375 217. 62
		3 434 458 736. 70	3 300 204 887. 28
		44 187 729. 08	39 626 184. 32
		3 478 646 465. 78	3 339 831 071. 60
		4 854 631 977. 93	4 533 102 478. 72

LAN VAI QUANG

2021 12 31

:

: :

		2021 12 31	2020 12 31
		979 532 657. 62	1 025 321 405. 86
		250 078 452. 06	350 417 534. 25
		6 436 250. 00	22 066 412. 61
	1	193 659 036. 48	169 820 235. 73
		53 979 848. 03	39 425 943. 00
		19 003 650. 95	7 134 523. 97
	2	810 341 874. 10	716 235 310. 21
			51 951 729. 65

346,628,418.95	236,706,671.75
12,459,776.59	19,831,236.68
	2,472,717.93
2,672,119,964.78	2,589,431,991.99
583,715,498.93	533,715,498.93
2,749,616.31	3,062,733.92
548,297.36	

		277,973.46	
		11,767.81	62,630.14
		289,741.27	62,630.14
		554,735,453.13	469,485,671.56
		333,880,000.00	333,880,000.00
		1,577,111,732.39	1,577,111,732.39
		95,960,585.82	83,411,641.52
		713,399,272.26	667,234,773.52
		2,720,351,590.47	2,661,638,147.43
		3,275,087,043.60	3,131,123,818.99

LAN VEI QUANG

2021 1—12

: :

		2021	2020
	61	1,150,709,066.63	876,447,101.03
	61	1,150,709,066.63	876,447,101.03
		921,150,941.70	670,149,967.49
	61	780,054,346.93	550,897,369.94
	62	7,890,604.70	6,210,881.74

	63	26,522,432.80	24,143,503.71
	64	44,012,474.96	37,576,456.91
	65	52,214,988.06	40,115,963.67
	66	10,456,094.25	11,205,791.52
	66	2,205,965.53	3,005,519.83
	66	14,032,857.59	10,459,857.16
	67	16,407,081.71	22,905,609.16
“ ”	68	75,505,767.35	48,728,251.54
	68	60,508,792.45	22,637,714.07
	68		1,279,166.67
“ ”			
“ - ”			
“ ”	70	78,452.06	417,534.25
“ - ”	71	-43,492,685.97	-18,838,156.62
“ - ”	72	-3,280,373.23	-852,276.85
“ ”	73	19,040.18	73,147.09
“ ”		274,795,407.03	258,731,242.11
	74	321,742.88	65,449.29
	75	1,027,395.90	1,275,948.24
“ ”		274,089,754.01	257,520,743.16
	76	24,026,468.95	33,403,470.97
“ ”		250,063,285.06	224,117,272.19
1. “ ”		250,063,285.06	224,117,272.19
2 “ ”			
1. “ - ”		247,121,741.23	221,805,911.11
2 “ - ”		2,941,543.83	2,311,361.08
1			
1			

2			
3			
4			
2			
1			
2			
3			
4			
5			
6			
7			
		250,063,285.06	224,117,272.19
		247,121,741.23	221,805,911.11
		2,941,543.83	2,311,361.08
	(/)	2	0.74
	(/)	2	0.74

0 ,

0
LAN VAI QUANG

2021 1—12

: :

		2021	2020
	4	422,253,935.64	344,919,495.93
	4	292,526,246.28	264,224,454.01
		1,410,085.57	994,445.72
		7,567,156.22	6,600,705.81
		16,876,427.24	14,558,967.72
		28,492,258.11	24,675,075.40
		-12,453,342.71	-8,655,428.77
		-	740,815.78
		12,461,414.63	9,533,758.00
		4,722,686.77	5,933,498.28
	“ ”	5	68,333,059.50
			188,212,457.35

“ - ”			
“ ”		78,452.06	417,534.25
“ - ”		-26,834,886.81	-9,148,815.24
“ - ”		148,066.37	-739,650.89
“ ”			3,894,929.66
“ ”		134,282,482.82	231,091,229.45
		105,000.00	37,548.00
		50,206.01	595.23
“ ”		134,337,276.81	231,128,182.22
		8,847,833.77	8,605,885.23
“ ”		125,489,443.04	222,522,296.99
“ ”		125,489,443.04	222,522,296.99
“ ”			
1.			
2.			
3.			
4.			
1.			
2.			
3.			
4.			
5.			
6.			
7.			
		125,489,443.04	222,522,296.99
(/)			

(/)			
-------	--	--	--

LAN VEI QUANG

2021 1—12

		2021	2020
		862,554,013.05	673,546,356.68
		1,960,167.25	6,317,574.56
	78	54,496,955.91	84,522,578.98
		919,011,136.21	764,386,510.22
		423,048,037.81	392,330,894.68
		111,749,943.78	91,918,138.06
		71,666,882.19	61,309,693.37
	78	91,412,813.87	100,729,460.30
		697,877,677.65	646,288,186.41
		221,133,458.56	118,098,323.81
		1,600,000,000.00	3,490,000,000.00
		15,414,509.15	28,333,889.14
		50,458.08	99,839.51

			74,313.11
		1,615,464,967.23	3,518,508,041.76
		305,390,673.80	122,806,425.10
		1,504,717,900.00	3,044,420,000.00
		2,607,544.18	
		26,090.00	37,000,000.00
		1,812,742,207.98	3,204,226,425.10
		-197,277,240.75	314,281,616.66
			7,500,000.00
			7,500,000.00
		82,416,834.77	1,576,000.00
		82,416,834.77	9,076,000.00
		6,610,000.00	81,300,000.00
		68,509,185.24	86,581,905.61
		2,599,413.67	
		77,718,598.91	167,881,905.61
		4,698,235.86	-158,805,905.61
		-119,848.05	-725,707.63
		28,434,605.62	272,848,327.23
		1,178,953,010.18	906,104,682.95
		1,207,387,615.80	1,178,953,010.18

LAN VỚI QUANG

2021 1—12

2021

: 2020

		414,883,762.42	639,027,287.05
		178,504,593.53	221,705,630.15
		32,877,519.27	27,787,936.12
		20,835,844.37	10,162,291.06
		329,861,431.19	547,004,406.87
		562,079,388.36	806,660,264.20
		-147,195,625.94	-167,632,977.15
		1,600,000,000.00	3,490,000,000.00
		120,702,323.40	110,170,190.23
			28,333,889.14
		1,720,702,323.40	3,628,504,079.37
		229,419.98	1,235,311.05
		1,550,000,000.00	3,063,000,000.00
			37,000,000.00
		1,550,229,419.98	3,101,235,311.05
		170,472,903.42	527,268,768.32
			29,500,000.00
	8 7e ,	, 500 U	98

		1, 010, 801, 665. 86	764, 916, 574. 03
		967, 028, 657. 62	1, 010, 801, 665. 86

LAN VAI QUANG

2021 1—12

: :

2021													
	()												
	333,880,000.00				1,514,719,732.79				110,229,936.87	1,341,375,217.62	3,300,204,887.28	39,626,184.32	3,339,831,071.60
										-46,091,891.81	-46,091,891.81	-920,244.19	-47,012,136.00
	333,880,000.00				1,514,719,732.79				110,229,936.87	1,295,283,325.81	3,254,112,995.47	38,705,940.13	3,292,818,935.60
“ ”									12,548,944.30	167,796,796.93	180,345,741.23	5,481,788.95	185,827,530.18
										247,121,741.23	247,121,741.23	2,941,543.83	250,063,285.06
1													

2														
3														
4														
								12 548 944 30	- 79 324 944 30	- 66 776 000 00				- 66 776 000 00
1								12 548 944 30	- 12 548 944 30					
2														
3									- 66 776 000 00	- 66 776 000 00				- 66 776 000 00
4														
1														
2														
3														
4														
5														
6														

1															
2															
													2 540 245 12	2 540 245 12	
	333 880 000 00				1 514 719 732 79				122 778 881 17		1 463 080 122 74		3 434 458 736 70	44 187 729 08	3 478 646 465 78

2020															
	()														
	333 880 000 00				1 514 719 731 61				87 977 707 17		1 225 262 995 77		3 161 840 434 55	29 814 823 24	3 191 655 257 79
											- 41 058 38		- 41 058 38		- 41 058 38
	333 880 000 00				1 514 719 731 61				87 977 707 17		1 225 221 937 39		3 161 799 376 17	29 814 823 24	3 191 614 199 41

					1. 18				22, 252, 229. 70		116, 153, 280. 23		138, 405, 511. 11	9, 811, 361. 08	148, 216, 872. 19
											221, 805, 911. 11		221, 805, 911. 11	2, 311, 361. 08	224, 117, 272. 19
					1. 18						69, 598. 82		69, 600. 00	7, 500, 000. 00	7, 569, 600. 00
1														7, 500, 000. 00	7, 500, 000. 00
2															
3															
4					1. 18						69, 598. 82		69, 600. 00		69, 600. 00
									22, 252, 229. 70		- 105, 722, 229. 70		- 83, 470, 000. 00		- 83, 470, 000. 00
1									22, 252, 229. 70		- 22, 252, 229. 70				

2														
3										- 83,470,000.00		- 83,470,000.00		- 83,470,000.00
4														
1														
2														
3														
4														
5														

6														
1														
2														
	333,880,000.00				1,514,719,732.79				110,229,936.87	1,341,375,217.62	3,300,204,887.28	39,626,184.32	3,339,831,071.60	


LAN VAI QUANG

2021 1—12

: :

	2021										
	()										
	333,880,000.00				1,577,111,732.39				83,411,641.52	667,234,773.52	2,661,638,147.43
	333,880,000.00				1,577,111,732.39				83,411,641.52	667,234,773.52	2,661,638,147.43
“ ”									12,548,944.30	46,164,498.74	58,713,443.04
										125,489,443.04	125,489,443.04

1	
2	
3	
4	
1	
2	
3	
1	
2	
3	



	333,880,000.00				1,577,111,732.39				61,159,411.82	550,434,706.23	2,522,585,850.44
	333,880,000.00				1,577,111,732.39				61,159,411.82	550,434,706.23	2,522,585,850.44
“ ”									22,252,229.70	116,800,067.29	139,052,296.99
										222,522,296.99	222,522,296.99
1											
2											
3											
4											
									22,252,229.70	-105,722,229.70	-83,470,000.00
1									22,252,229.70	-22,252,229.70	
2										-83,470,000.00	-83,470,000.00
3											
1											
2											
3											
4											
5											
6											

1											
2											
	333,880,000.00				1,577,111,732.39				83,411,641.52	667,234,773.52	2,661,638,147.43

LAN VỊ QUANG

1.

“ ” “
” “ ” 2012 7 13
() “ ” Sun tar Membrane Technol ogy (Si ngapore)
Pte. Ltd () 2005 4 26
168-172

2018 9 28

LAN VEI GUANG

1,000,000.00 ()
510,000.00 51% Sun tar Membrane Technol ogy (Si ngapore) Pte. Ltd
490,000.00 49%

2007 4 10 1,000,000.00
21,000,000.00 20,000,000.00 Sun tar Membrane Technol ogy
(Si ngapore) Pte. Ltd

21,000,000.00 Sun tar Membrane Technol ogy (Si ngapore) Pte. Ltd
20,490,000.00 2011 1 97.57%
() 510,000.00 2.43% 2007 4

13

[2007] 31 ” 2007 4 26

2010 6 25 ()
2.43% Sun tar Membrane
Technol ogy (Si ngapore) Pte. Ltd 97.57%

2.43% 2010 12 20 “

2 0 1 0

5

(Si ngapore s) Pte. Ltd% o

[2011] 63 ” 2011

7 27

2011 10 8 21, 000, 000 00

33, 428, 844 00 12, 428, 844 00 ()

33, 428, 844 00 Surt ar Membrane

Technol ogy (Si ngapore) Pte. Ltd 21, 000, 000 00 62. 82%

() 12, 428, 844 00 37. 18% 2011

10 28 “

[2011] 702 ” 2011 11 1

2011 12 22 33, 428, 844 00

35, 684, 078 00 2, 255, 234 00 (

) 2, 563 22 4, 057, 852 00 917, 081. 00

()

2, 543 28 4, 026, 273 00 909, 944 00

() 1, 196 84

1, 894, 717. 00 428, 209. 00

35, 684, 078 00

Surt ar Membrane Technol ogy (Si ngapore) Pte. Ltd	21,000,000.00	58.85%
()	12,428,844.00	34.83%
()	917,081.00	2.57%
()	909,944.00	2.55%
()	428,209.00	1.20%
	35,684,078.00	100.00%

2011 12 22

“

[2011] 819 ”

2011 12

22

2012 6 20

35,684,078.00

246,000,000.00

246,000,000

1

2011 12 31

2012 6 26

“

[2012] 384 ”

2012 7 2

3502017684

2012 7 13

350200400010973

246,000,000.00

Suntar Membrane Technology (Singapore) Pte. Ltd	144,770,450.00	58.85%
()	85,682,350.00	34.83%
()	6,322,200.00	2.57%
()	6,273,000.00	2.55%
()	2,952,000.00	1.20%
	246,000,000.00	100.00%

2012 10 23

246,000,000.00

250,410,000.00

4,410,000.00

()

()

50,194,620.00

4,410,000

45,784,620.00

2012 11 16

“ [2012] 730 ”

2012 11 16

3502018275

Suntar Membrane Technology (Singapore) Pte. Ltd	144,770,450.00	57.81%
()	85,682,350.00	34.22%
()	6,322,200.00	2.52%
()	6,273,000.00	2.51%
()	2,952,000.00	1.18%
() ()	4,410,000.00	1.76%

	250,410,000.00	100.00%
	250,410,000.00	100.00%

2019 10 16

[2019] 1925

2019 11 6

8,347.00

1.00

18.26

8,347.00

2019 11 15

“ 688101”

“ ”

33,388.00

) ()

2

1

			%	
1	()		100.00	
2	Suntar Investment Holding Pte. Ltd	Suntar Investment	100.00	
3			70.00	
4			100.00	
5			100.00	
6			100.00	
7			100.00	
8			100.00	
9			100.00	
10				100.00
11			100.00	
12			100.00	
13			100.00	
14			100.00	
15			100.00	
16			100.00	

			%	
17			100.00	
18			100.00	
19			100.00	
20			100.00	
21			100.00	
22			100.00	
23			100.00	
24			100.00	
25			100.00	
26			100.00	
27			100.00	
28			100.00	
29			100.00	
30			100.00	
31				100.00
32				100.00
33				100.00
34				100.00
35	Suntar Environmental Technology Pte Ltd Suntar Technology Investment Pte. Ltd	Suntar Technology		100.00
36			75.00	
37				100.00
38				100.00
39				100.00
40				100.00
41			100.00	
42				100.00
43	Suntar Advanced Materials Pte. Ltd	Suntar Advanced Materials		100.00
44	Suntar Research Pte. Ltd	Suntar Research		100.00
45	Graphene Energy Pte. Ltd	Graphene Energy		80.00
46				67.00

“ ”

1			2021	
2	SUNTAR RESEARCH PTE. LTD	Suntar Advanced Materials	2021	
3	SUNTAR ADVANCED MATERIALS PTE. LTD	Suntar Research	2021	
4	GRAPHENE ENERGY PTE. LTD	Graphene Energy	2021	
5			2021	

1.

15 —

2014

2

12

1.

2

1 1 12 31

3

12

4

5

1

6 6

2

6 6

3

6

1

2

3

4

A

a

b

c

B

a

b

c

A

B

C

5

“ ”

“ ” “ ”



“

”

“

”

“

”

“

”

“

”

6

A

/

B

A

B

“ ”

“ ”

“

”

“ ”



“

”

a

b

c

d

7.

1

2

8

9

1

2

3

“ ”

“ ”

10

3

4

5

12
12

12

12

12

A /

1

2

1

2

1

2

3

4

5

6

7

12

1

1

2

B

12

A

B

C

D

E

F.

G

H

30

30

30

6

A

B

A

B

22 -

A

B

22 -

7

8

11.

10

12

10

13

10

14

10

15

1

2

3

4

5

16
(1).

(2).

10

17.

1

“ ”

3

2

3

18
(1).

19
(1).

20
(1).

21.

1

20%

20%

50%

2

A

B

C

A

B

C

D

3



4

17

5

30

22

23

(1).

(2).

		20	10%	4 50%
		5- 10	5% 10%	9% 19%
		3- 5	5% 10%	18% 31. 67%
		3- 5	5% 10%	18% 31. 67%
		5- 10	5% 10%	9% 19%
		5	5%	19%
		5	5% 10%	18% 19%

(3).

24

1

2

25

1

3

2

26.

27.

28.

29.
(1).

1

2

	50		

(" BCI")

14 —

— — (“ TOI”)

— — (“ TOI”) BOT

(2).

A

B

C

D

E

30

31.

32
(1).

33
(1).

A

B

(2).

A

B

C

D

a

b

c

;

,

(3).

(4).

A

B

34

35

1

2

36

1

2

3

4

5

6

38

(1).

2020 1 1

1

2

PPP 2021 1 1

PPP

“ ”

“ ” “ ”

PPP

PPP



PPP

PPP

PPP

PPP

PPP

PPP

PPP

PPP

35

(2).

39.

”

“

“

”

”

“

”

40

1

2

1

3

41. /

1

A

B

A

A

B

12

~~42~~
(1).

(2).

(3).

2021 1 1

1

2

3

12

•

•

•

•

34

			%
			-
			-

:

4



(

5

A

B

A

B

6

38

10

10

2020

43

44
(1).

		()
<p>2021 14</p> <p>2021 1</p> <p>1</p> <p>2021 1</p>		<p>2021 1</p> <p>1 - 188,295,788.99</p> <p>- 141,283,652.99</p> <p>- 46,091,891.81</p> <p>- 920,244.19</p>
<p>1 1</p> <p>2019</p> <p>2021 1 1</p> <p>2021 1 1</p>		<p>2021 1 1</p> <p>7,780,507.54</p> <p>2,455,314.27</p> <p>7,780,507.54</p>

(2).

(3). 2021

2020 12 31

: :

		0-25%
		3%
		1%

	%
Suntar Investment Holding Pte. Ltd.	17
Suntar Environmental Technology Pte. Ltd.	17
Suntar Technology Investment Pte. Ltd.	
Suntar Advanced Materials Pte. Ltd.	17
Suntar Research Pte. Ltd.	17
Graphene Energy Pte. Ltd.	17

2

2020 12 1

GR202061001778

2020

3

2021

15%

2020 10 21

GR202035100171

2020

3

2021

15%

2020 12

1

GR202037101478

“ ”

2020

3

2021

15%

2021

12

100

12.5%



	6,436,250.00	22,066,412.61
--	--------------	---------------

(2).

(3).

		4,775,000.00
		4,775,000.00

(4).

(5).

		(%)		(%)		(%)		(%)		
	6 775 000 00	100 00	338 750 00	5 00	6 436 250 00	23 227 802 75	100 00	1 161 390 14	5 00	22 066 412 61
1	6 775 000 00	100 00	338 750 00	5 00	6 436 250 00	23 227 802 75	100 00	1 161 390 14	5 00	22 066 412 61
	6 775 000 00	100 00	338 750 00	5 00	6 436 250 00	23 227 802 75	100 00	1 161 390 14	/	22 066 412 61

			%
1	6 775 000 00	338 750 00	5 00
	6 775 000 00	338 750 00	5 00

(6.

(2).

			%	
1	13 021, 644 10	13 021, 644 10	100 00	
2	5 071, 075 63	5 071, 075 63	100 00	
3	3 384, 000 00	3 384, 000 00	100 00	
4	3 074, 746 89	3 074, 746 89	100 00	
5	1, 928, 570 80	1, 928, 570 80	100 00	
6	1, 447, 000 00	1, 447, 000 00	100 00	
7	1, 146, 434 00	1, 146, 434 00	100 00	
8	1, 133, 410 00	1, 133, 410 00	100 00	
9	484, 000 00	484, 000 00	100 00	
	30 690, 881. 42	30 690, 881. 42	100 00	/

1

			%
1	371, 530, 451. 86	18 576 522 59	5 00
1-2	193 708 936 19	19 370 893 62	10 00
2-3	43 665 563 65	13 099 669 09	30 00
3-4	19 209 087 32	9 604 543 66	50 00
4-5	12 860 364 49	10 288 291 59	80 00
5	24 570 028 35	24 570 028 35	100 00

- 57

(3).

(6).

(7).

6

	81, 012, 075. 95	56, 738, 968. 18
	81, 012, 075. 95	56, 738, 968. 18

42. 78%

7

(1).

		(%)		(%)
1	28, 166, 175. 15	97. 70	12, 686, 013. 96	94. 61
1 2	330, 233. 90	1. 15	647, 908. 78	4. 83
2 3	256, 637. 35	0. 89	37, 884. 26	0. 28
3	75, 138. 81	0. 26	37, 994. 55	0. 28
	28, 828, 185. 21	100. 00	13, 409, 801. 55	100. 00

1

(2).

		(%)
1	2, 937, 643. 90	10. 19
2	1, 467, 162. 00	5. 09
3	1, 293, 431. 98	4. 49
4	1, 269, 242. 80	4. 40

5	1,086,000.00	3.77
	8,053,480.68	27.94

8

	22,102,458.10	49,883,444.92
	22,102,458.10	49,883,444.92

55.69%

(1).

(2).

(3).

(4).

(5). 1

(6).

(7).

1	
1	
1	8,381,620.54
1 2	43,484,859.49
2 3	1,054,580.00
3	
3 4	193,013.52
4 5	
5	280,152.00
	53,394,225.55

(8).

	194,195.77	941,261.69
	483,139.88	622,569.01
	10,059,918.54	11,126,015.69
	42,656,971.36	38,808,556.70
	53,394,225.55	51,498,403.09

(9).

	12	()	()	
2021 1 1	1,614,958.17			1,614,958.17
2021 1 1				
--				
--				
--				
--				
	171,933.91		29,600,000.00	29,771,933.91
	177,074.00			177,074.00
	81,949.37			81,949.37

2021 12 31	1, 691, 767. 45		29, 600, 000. 00	31, 291, 767. 45
------------	-----------------	--	------------------	------------------

(10).

	1, 614, 958. 17	29, 771, 933. 91		177, 074. 00	81, 949. 37	31, 291, 767. 45
	1, 614, 958. 17	29, 771, 933. 91		177, 074. 00	81, 949. 37	31, 291, 767. 45

(11).

	177, 074. 00

(12).

				(%)	
		37, 000, 000. 00	1- 2	69. 30	29, 600, 000. 00
		4, 351, 601. 77	1 3, 424, 032. 93 1- 2 927, 568. 84	8. 15	263, 958. 53

		3 000 000 00	1-2	5 62	300 000 00
		1, 100, 000 00	1-2	2 06	110 000 00
		985, 098 80	1	1. 84	49, 254 94
	/	46, 436, 700. 57	/	86 97	30, 323, 213 47

(13).

(14).

(15).

9
(1).

		/			/	
	31,080,827.21	3,343,883.54	27,736,943.67	30,882,921.76	3,294,912.97	27,588,008.79
	399,217,710.86		399,217,710.86	201,326,288.43		201,326,288.43
	15,262,381.09	2,602,087.98	12,660,293.11	6,103,273.45		6,103,273.45
	52,870.29		52,870.29	37,617.53		37,617.53
	151,669,819.28		151,669,819.28	196,660,343.74		196,660,343.74
	430,216.49		430,216.49	240,309.20		240,309.20
	597,713,825.22	5,945,971.52	591,767,853.70	435,250,754.11	3,294,912.97	431,955,841.14

(2).

	3,294,912.97	305,936.59		256,966.02	3,343,883.54
		2,602,087.98			2,602,087.98
	3,294,912.97	2,908,024.57		256,966.02	5,945,971.52

(3).

(4).

10
(1).

	42,711,820.45					
--	---------------	--	--	--	--	--

(2).

(3).

11

12

	0 00	2 610 424 14
	0 00	- 137 706 21
	0 00	2 472 717 93

13

	51, 049, 207. 51	35, 331, 032 12
	97, 507. 56	23 584 09
	70, 568 90	17, 644 57
	51, 217, 283 97	35, 372, 260 78

44 80%

14
(1).

(2).

(3).

15
(1).

(2).

(3).

16
(1).

(2).

(3).

(4).

	274,139,868.18			60,821,864.60						334,961,732.78	
	3,073,338.12			51,662.18						3,125,000.30	
	2,522,070.98			-364,734.33						2,157,336.65	
	279,735,277.28			60,508,792.45						340,244,069.73	
	279,735,277.28			60,508,792.45						340,244,069.73	

I B\$ >

1.	5,023,060.16	55,938,229.94	15,881,226.23	2,362,052.14	7,371,545.23	10,582,430.86	6,698,312.81	103,856,857.37
2	29,555,060.10	5,816,600.57	2,745,931.02	432,249.03	895,689.80		3,234,439.35	42,679,969.87
1	29,180,219.59	4,280,251.28	2,691,586.25	405,538.59	885,180.28		3,061,264.13	40,504,040.12
2		1,491,447.30					161,750.59	1,653,197.89
3	374,840.51	44,901.99	54,344.77	26,710.44	10,509.52		11,424.63	522,731.86
3		1,722,242.84	804,254.96	18,128.64	523,894.40		522,238.86	3,590,759.70
1		1,722,242.84	804,254.96	18,128.64	523,894.40		522,238.86	3,590,759.70
4	34,578,120.26	60,032,587.67	17,822,902.29	2,776,172.53	7,743,340.63	10,582,430.86	9,410,513.30	142,946,067.54
1.	2,896,805.80	30,706,625.53	10,241,529.20	1,511,584.71	5,788,686.23	2,614,740.19	4,147,833.66	57,907,805.32
2	376,451.19	3,197,825.87	1,616,272.56	222,357.97	428,947.38	1,751,699.93	728,669.69	8,322,224.59
1	376,451.19	3,197,825.87	1,616,272.56	222,357.97	428,947.38	1,751,699.93	728,669.69	8,322,224.59
3		1,329,331.37	761,167.94	15,802.86	471,504.96		471,249.93	3,049,057.06
1		1,329,331.37	761,167.94	15,802.86	471,504.96		471,249.93	3,049,057.06
4	3,273,256.99	32,575,120.03	11,096,633.82	1,718,139.82	5,746,128.65	4,366,440.12	4,405,253.42	63,180,972.85
1.								
2								
1								
3								

1								
4								

1. 31,304,863.27 27,457,467.64 6,726,268.47 1,058,032.71 1,997,211.98 6,215,990.74 5,005,259.88

(2).

(3).

(4).

(5).

22

	39,478,118.96	24,809,531.04
	0.00	0.00
	39,478,118.96	24,809,531.04

(1).

	644,018.55		644,018.55	95,126.21		95,126.21

	36,133,571.67		36,133,571.67	24,697,310.81		24,697,310.81
				17,094.02		17,094.02
	288,316.83		288,316.83			
MBR	379,129.75		379,129.75			
	489,967.32		489,967.32			
	1,348,819.03		1,348,819.03			
	194,295.81		194,295.81			
	39,478,118.96		39,478,118.96	24,809,531.04		24,809,531.04

(2).

							(%)				(%)	
	127,644,900.00	24,697,310.81	11,436,260.86			36,133,571.67	30.86					
	127,644,900.00	24,697,310.81	11,436,260.86			36,133,571.67	/	/			/	/

(3).

(4).

23

(1).

(2).

24

25

1.	7, 780, 507. 54		7, 780, 507. 54
2		5, 999, 065. 11	5, 999, 065. 11
3			
4	7, 780, 507. 54	5, 999, 065. 11	13, 779, 572. 65
1.			
2	2, 593, 502. 51	77, 407. 30	2, 670, 909. 81
(1)	2, 593, 502. 51	77, 407. 30	2, 670, 909. 81
3			
(1)			
4	2, 593, 502. 51	77, 407. 30	2, 670, 909. 81
1.			
2			
(1)			
3			
(1)			

4			
1.	5,187,005.03	5,921,657.81	11,108,662.84
2	7,780,507.54		7,780,507.54

26

(1).

		—	—			
1.	59,768,696.00	1,306,259,263.95	119,080,340.26		737,461.52	1,485,845,761.73
2		243,927,343.67	178,824,392.46	131,580.00	406,889.32	423,290,205.45
(1)		8,944,905.86	178,824,392.46		406,889.32	188,176,187.64
(2)						
(3)				131,580.00		131,580.00
4		234,982,437.81				234,982,437.81
3			234,982,437.81			234,982,437.81
(1)						
2			234,982,437.81			234,982,437.81
4	59,768,696.00	1,550,186,607.62	62,922,294.91	131,580.00	1,144,350.84	1,674,153,529.37
1.	3,847,266.13	262,470,389.12			737,461.52	267,055,116.77
2	1,309,757.87	45,385,292.01			91,553.27	46,786,603.15
1	1,309,757.87	45,385,292.01			91,553.27	46,786,603.15
3						
(1)						
4	5,157,024.00	307,855,681.13			829,014.79	313,841,719.92

1.						
2						
1						
3						
(1)						
4						
1.	54 611, 672 00	1, 242, 330, 926. 49	62, 922, 294. 91	131, 580 00	315, 336. 05	1, 360, 311, 809. 45
2	55, 921, 429. 87	1, 232, 084, 663. 82	119, 080, 340. 26			1, 407, 086, 433. 95

0%

(2).

27

28

(1).

		102, 232.63				102, 232.63
		102, 232.63				102, 232.63

(2).

(3).

28

28)7

		210,881.19	17,573.45		193,307.74
3#		218,348.63	9,097.85		209,250.78
		134,653.47	11,221.10		123,432.37
		579,932.11	75,754.25		504,177.86
	1,987,282.74	1,143,815.40	525,292.73		2,605,805.41

31.12%

30 /
(1).

	8,091,643.23	1,213,746.49	5,057,099.12	758,564.87
	176,022,203.53	26,403,330.53	116,300,404.80	17,445,060.72
	19,588,070.70	3,970,906.54	8,686,325.81	2,171,581.46
	157,831,347.77	25,578,606.77	116,779,222.25	17,740,677.72
-	63,948.29	11,905.98	67,698.75	11,799.60
	361,597,213.52	57,178,496.31	246,890,750.73	38,127,684.37

(2).

	110,272.09	16,540.81		
	78,452.06	11,767.81	417,534.25	62,630.14
	188,724.15	28,308.62	417,534.25	62,630.14

(3).

(4).

	423 00	
	1, 351, 304 10	1, 018, 977. 93
	1, 351, 727. 10	1, 018, 977. 93

(5).

2021		40, 252. 33	
2022	115, 927. 13	115, 927. 13	
2023	370, 770. 91	392, 858. 24	
2024	247, 372. 57	269, 445. 21	
2025	214, 998. 51	200, 495. 02	
2026	402, 234. 98		
	1, 351, 304 10	1, 018, 977. 93	/

	8 556 522 61	430 778 13	8 125 744 48	523 326 39	26 166 31	497 160 08
	26 111 827 81		26 111 827 81	26 111 827 81		26 111 827 81
	260 000 00		260 000 00	160 000 00		160 000 00
	10 199 677 51		10 199 677 51	4 027 202 32		4 027 202 32
	48 748 782 60		48 748 782 60	48 748 782 60		48 748 782 60
	93 876 810 53	430 778 13	93 446 032 40	79 571 139 12	26 166 31	79 544 972 81

32
(1).

(2).

33

34

35
(1).

36
(1).

	244,239,903.71	142,791,101.51
	134,972,608.05	174,268,055.91
	6,000,000.00	6,000,000.00
	385,212,511.76	323,059,157.42

(2). 1

	9,523,030.94	
	6,000,000.00	
	4,632,979.28	
	4,546,636.70	
	4,027,210.65	
	3,619,530.00	
	3,505,825.75	

	2,538,232.69	
	38,393,446.01	/

37

(1).

(2). 1

38

(1).

	502,485,130.24	370,518,917.98
	502,485,130.24	370,518,917.98

(2).

39

(1).

	23,256,855.16	109,882,060.76	103,691,075.35	29,447,840.57
-	33,750.61	7,771,610.74	7,736,684.22	68,677.13
	23,290,605.77	117,653,671.50	111,427,759.57	29,516,517.70

(2).

:

	22,741,002.90	99,384,036.19	93,306,346.19	28,818,692.90
		1,608,138.25	1,608,138.25	
	29,122.98	4,096,229.30	4,092,451.97	32,900.31
	11,262.78	3,598,422.03	3,596,661.15	13,023.66
	9,302.57	319,687.00	318,711.53	10,278.04
	8,557.63	178,120.27	177,079.29	9,598.61
	452,290.28	4,100,332.04	4,040,092.60	512,529.72
	34,439.00	693,324.98	644,046.34	83,717.64

41

	4,760,465.48	12,580,574.57
	4,760,465.48	12,580,574.57

(1).

(2).

(1).

	1,722,129.00	1,898,129.00
	2,462,955.24	519,594.44
	575,381.24	10,162,851.13
	4,760,465.48	12,580,574.57

(2). 1

42

43 1

1	9,587,638.70	4,645,735.00

1		
1		
1	3 013, 597. 39	2, 455, 314. 27
	12, 601, 236. 09	7, 101, 049. 27

44

	29, 181, 670. 93	22, 013, 427. 66
	5, 568, 500. 00	8, 225, 590. 00
	34, 750, 170. 93	30, 239, 017. 66

45

(1).

	73, 106, 796. 96	19, 645, 735. 00
	22, 416, 834. 77	
	- 9, 587, 638. 70	- 4, 645, 735. 00
	85, 935, 993. 03	15, 000, 000. 00

“ ZZ27612021200000001”

“ 27612021280051” “ 27612021280057”

Suntar Investment Holding Pte. Ltd 20
 Suntar Holding 30
 Suntar Holding 29,029,806.09

- 46
- (1).
- (2).
- (3).
- (4).

47

	16,379,265.32
	-4,790,816.58
	-3,013,597.39
	8,574,851.35

100%

48

	10,500,000.00	10,500,000.00
	10,500,000.00	10,500,000.00

(1).

(2).

	10,000,000.00			10,000,000.00	1
	500,000.00			500,000.00	2
	10,500,000.00			10,500,000.00	/

2013

2013 634

2013

2013 891

49

50

	278,844,492.27	167,154,249.51	
	278,844,492.27	167,154,249.51	/

40.05%

14

51

	88,171,948.63	5,000,000.00	3,870,497.23	89,301,451.40	
	88,171,948.63	5,000,000.00	3,870,497.23	89,301,451.40	

							/
-	29,119,999.99			1,040,000.00		28,079,999.99	
“ ” —	16,566,904.86			720,300.22		15,846,604.64	
	11,977,949.15			630,418.36		11,347,530.79	
	11,220,582.83			467,524.28		10,753,058.55	
“ ” —	6,608,666.98			287,333.31		6,321,333.67	
-	5,680,884.19			362,609.52		5,318,274.67	
		5,000,000.00				5,000,000.00	
—	1,637,749.78			78,298.80		1,559,450.98	
“ ” —	1,330,000.00			70,000.00		1,260,000.00	
“ ” —	1,296,512.05			69,767.46		1,226,744.59	
—	802,838.01			34,906.00		767,932.01	

-	770,114.99			45,977.00		724,137.99	
-	439,759.04			24,096.39		415,662.65	
—	173,450.90			10,458.21		162,992.69	
-	165,206.79			9,062.52		156,144.27	
—	67,186.69			2,986.08		64,200.61	
—	66,982.53			3,202.32		63,780.21	
-	43,975.90			2,409.64		41,566.26	
	39,285.70			2,142.85		37,142.85	
-	35,384.61			1,538.46		33,846.15	
-	35,256.37			1,538.46		33,717.91	
-	33,392.91			2,142.86		31,250.05	
	32,442.38			2,212.00		30,230.38	

-							
-	15,547.00			791.67		14,755.33	
-	11,874.98			780.82		11,094.16	
	88,171,948.63	5,000,000.00		3,870,497.23		89,301,451.40	

52

53

		+					
	333,880,000.00						333,880,000.00

54

(1).

(2).

:

55

	1,498,776,210.13			1,498,776,210.13
	15,943,522.66			15,943,522.66
	1,514,719,732.79			1,514,719,732.79

56

57

58

59

	110,229,936.87	12,548,944.30		122,778,881.17
	110,229,936.87	12,548,944.30		122,778,881.17

10

60

		1,341,375,217.62	1,225,262,995.77
	+	-46,091,891.81	-41,058.38
		1,295,283,325.81	1,225,221,937.39
		247,121,741.23	221,805,911.11
		12,548,944.30	22,252,229.70
		66,776,000.00	83,470,000.00
			-69,598.82
		1,463,080,122.74	1,341,375,217.62

1
2
3
4
5

0

46,091,891.81

0

0

0

61
(1).

	1, 150, 709, 066.63	780, 054, 346.93	876, 447, 101.03	550, 897, 369.94
	1, 150, 709, 066.63	780, 054, 346.93	876, 447, 101.03	550, 897, 369.94

(2).

		558,893,478.02		558,893,478.02
	412,991,196.15			412,991,196.15
			178,824,392.46	178,824,392.46
	412,991,196.15	553,607,932.75	178,824,392.46	1,145,423,521.36
		5,285,545.27		5,285,545.27
		188,717,936.02		188,717,936.02
		233,424,904.31		233,424,904.31
		136,750,637.69		136,750,637.69
	412,991,196.15			412,991,196.15
			178,824,392.46	178,824,392.46
		558,893,478.02		558,893,478.02
	412,991,196.15		178,824,392.46	591,815,588.61
	1,651,964,784.60	1,735,573,912.08	715,297,569.84	4,602,836,266.52

(3).

(4).

62

	1, 826, 198. 95	1, 658, 409. 96
	800, 160. 35	752, 254. 55
	479, 296. 50	372, 464. 77
	24, 262. 14	22, 636. 74
	1, 392, 120. 82	486, 173. 93
	539, 736. 46	497, 997. 15
	225, 851. 43	257, 325. 95
	453, 891. 47	384, 567. 64
	2, 149, 086. 58	1, 6 58

64

	21, 948, 269. 30	17, 976, 501. 69
	7, 201, 596. 01	5, 587, 219. 37
	2, 762, 585. 03	1, 939, 552. 32
	522, 257. 87	591, 622. 98
	949, 143. 06	737, 394. 37
	414, 640. 20	960, 225. 69
	10, 213, 983. 49	9, 783, 940. 49
	44, 012, 474. 96	37, 576, 456. 91

65

	37, 206, 833. 64	28, 442, 374. 37
	5, 842, 420. 52	4, 507, 571. 98
	5, 150, 666. 86	4, 147, 298. 90
	1, 100, 131. 09	805, 351. 31
	521, 977. 21	516, 101. 43
	319, 052. 52	280, 949. 03
	2, 073, 906. 22	1, 416, 316. 65
	52, 214, 988. 06	40, 115, 963. 67

30. 16%

66

	- 11, 826, 892. 06	- 7, 454, 337. 33
	636, 390. 67	776, 101. 20
	216, 498. 52	230, 240. 19
	21, 430, 097. 12	17, 653, 787. 46
	10, 456, 094. 25	11, 205, 791. 52

67

	16,383,038.08	22,876,271.48
	24,043.63	29,337.68
	16,407,081.71	22,905,609.16

68

	60,508,792.45	22,637,714.07
	14,996,974.90	24,811,370.80
		1,279,166.67
	75,505,767.35	48,728,251.54

54.95%

69

70

	78,452.06	417,534.25
	78,452.06	417,534.25

71

	822,640.14	- 1,161,390.14
	- 14,543,392.2	- 17,183,123.66
	- 29,771,933.91	- 493,642.82
	- 43,492,685.97	- 18,838,156.62

74

	321, 742.88	65, 449.29	321, 742.88
	321, 742.88	65, 449.29	321, 742.88

75

	455, 004.48		455, 004.48
	25, 380.00	259, 883.00	25, 380.00
	510, 284.74	245, 697.87	510, 284.74
	1, 782.10	222, 666.48	1, 782.10
	9, 231.50	1, 500.00	9, 231.50
	16, 888.00	510, 670.00	16, 888.00
	8, 825.08	35, 530.89	8, 825.08
	1, 027, 395.90	1, 275, 948.24	1, 027, 395.90

76

(1).

	42,794,499.07	39,087,709.02
	-18,768,030.12	-5,684,238.05
	24,026,468.95	33,403,470.97

(2).

		274,089,754.01
/		68,522,438.50
		-30,079,838.29
		-1,975,418.48
		5,098,820.62
		-164.25
		60,729.06
		-10,292,756.16
		-1,477,197.15
		-5,830,144.90
		24,026,468.95

77

78

(1).

	15,023,524.16	10,940,287.06
	8,654,669.00	4,416,400.00
	16,300,689.52	17,564,885.20
		3,413,680.00
		37,662,020.27
-	14,032,857.59	10,459,857.16
	485,215.64	65,449.29
	54,496,955.91	84,522,578.98

(2).

	48,577,410.61	45,005,978.51
		41,021.37
	7,774,571.85	11,162,720.42
	24,368,693.50	14,519,740.00
	7,662,020.27	30,000,000.00
	3,030,117.64	
	91,412,813.87	100,729,460.30

(3).

(4).

		37,000,000.00
	26,090.00	
	26,090.00	37,000,000.00

(5).

(6).

	2,599,413.67	—
	2,599,413.67	—

79
(1).

1		
	250,063,285.06	224,117,272.19
	3,280,373.23	852,276.85
	43,492,685.97	18,838,156.62
	8,322,224.59	

	5,259,700.00
	2,652,155.82
	2,607,544.18

:

(3).

(4).

	1,207,387,615.80	1,178,953,010.18
	407,559.36	188,366.46
	1,206,980,056.44	1,178,764,643.72
	1,207,387,615.80	1,178,953,010.18

80

“ ”

81

	1,415,370.00	
	29,029,806.09	Suntar Hbl di ng
	22,448,606.71	
	504,716.79	
	3,655,520.00	

	1, 549, 380.00	13 2021
	58, 603, 399.59	/

82

(1).

	-	-	-
	5, 075, 933.48	6.3757	32, 362, 629.09
	14.04	7.2197	101.36
	533, 532.38	4.7179	2, 517, 152.42
	-	-	-
	8, 155.00	6.3757	51, 993.83
	-	-	-
	49, 889.26	4.7179	235, 372.55
	-	-	-
	110, 089.25	4.7179	519, 389.96

(2).

83

84

(1).

	-	31, 200, 000.00	1, 040, 000.00
" "		21, 420, 000.00	720, 300.22
" "		14, 400, 000.00	630, 418.36

	12,000,000.00		467,524.28
-	7,290,000.00		362,609.52
“ ” —	8,620,000.00		287,333.31
—	2,164,000.00		78,298.80
“ ” —	7,500,000.00		70,000.00
“ ” —	2,000,000.00		69,767.46
-	1,000,000.00		45,977.00
—	1,047,180.00		34,906.00
-	500,000.00		24,096.39
—	238,000.00		10,458.21
-	217,500.00		9,062.52
—	70,000.00		3,202.32
—	70,000.00		2,986.08
-	50,000.00		2,409.64
-	40,000.00		2,212.00
-	50,000.00		2,142.85
-	40,000.00		2,142.86
-	40,000.00		1,538.46
-	40,000.00		1,538.46
-	19,000.00		791.67
-	19,000.00		780.82
	4,902,086.57		1,211,851.33
	3,015,800.00		1,225,600.00
	2,252,000.00		2,252,000.00
	2,148,800.00		2,148,800.00

	2,100,000.00		1,900,000.00
	1,008,000.00		1,000,000.00
	729,694.31		73,760.70
	675,000.00		

(1).

			%					
	2021 12	5,259,700.00	67.00		2021 12			

(2).

--	5,259,700.00
--	
--	
--	
--	
--	

	2,652,155.82	2,652,155.82
	3,190,141.75	3,190,141.75
	3,178,117.03	3,178,117.03
	522,731.86	544,039.77
	131,580.00	
	174,989.96	174,989.96
	1,139,037.95	1,139,037.95
	61,501.68	61,501.68
	86,053.50	86,053.50
	333,644.15	333,644.15
	3,772,241.21	3,755,700.40
	1,918,471.34	1,918,471.34
	16,540.81	
	1,435,895.65	1,435,895.65
	126,193.19	126,193.19
	266,824.12	266,824.12
	8,316.10	8,316.10
	7,697,712.49	7,603,981.21
	2,540,245.12	2,509,313.80
	5,157,467.37	5,094,667.41

(4).

(5).

(6).

2

3

4

5

1		100%	1,000
2	SUNTARRESEARCH PTE LTD	100%	2
3	SUNTARADVANCED MATERIALS PTE LTD	100%	2
4	GRAPHENE ENERGY PTE LTD	80%	100

6

1
(1).

				%	
()				100.00	
Suntar Investment Holding Pte. Ltd				100.00	
				70.00	
				100.00	
				100.00	
				100.00	
				100.00	
				100.00	
					100.00
				100.00	
				100.00	
				100.00	
				100.00	

				100.00		
				100.00		
				100.00		
				100.00		
				100.00		
				100.00		
				100.00		
				100.00		
				100.00		
				100.00		
				100.00		
				100.00		
				100.00		
				100.00		
				100.00		
				100.00		
				100.00		
				100.00		
					100.00	
					100.00	
					100.00	
					100.00	
Suntar Environmental Technology Pte Ltd	Suntar Technology Investment Pte. Ltd.				100.00	
				75.00		
					100.00	
					100.00	
					100.00	
					100.00	
				100.00		
					67.00	

					100.00	
SUNTAR RESEARCH PTE LTD					100.00	
SUNTAR ADVANCED MATERIALS PTE LTD					100.00	
GRAPHENE ENERGY PTE LTD					80.00	

(2).

			:	:
	30.00%	2,088,084.42		28,187,190.95
	25.00%	855,927.82		13,462,761.43

(3).

: :

	28,664,767 .01	127,739,86 2.50	156,404,62 9.51	15,103,597 .97	47,343,728 .37	62,447,326 .34	53,108,929 .24	58,409,247 .26	111,518,17 6.50	8,924,092 54	12,786,295 .75	21,710,388 .29
	22,744,152 .32	102,583,94 0.71	125,328,09 3.03	38,869,019 .99	32,608,027 .31	71,477,047 .30	23,664,467 .82	68,955,378 .64	92,619,846 .46	21,259,454 .63	20,625,000 .37	41,884,455 .00

	100,024,636.16	6,960,281.39	6,960,281.39	46,036,705.91	17,316,440.18	7,091,710.71	7,091,710.71	9,652,324.40	
	53,469,700.68	3,423,711.29	3,423,711.29	14,398,768.39	6,785,332.26	735,391.46	735,391.46	-13,153,371.33	

(4).

(5).

2

3

(1).

					:	:
					(%)	
				30 00		

20%

20%

(2).

(3).

	/	/
	747, 085, 520 70	847, 048, 991. 45
	1, 698, 905, 651. 63	1, 175, 281, 173. 10
	2, 445, 991, 172 33	2, 022, 330, 164 55
	1, 060, 736, 386 16	872, 519, 728 20
	44, 703, 120 69	27, 057, 223 67
	1, 105, 439, 506 85	899, 576, 951. 87

	1, 340, 551, 665. 48	1, 122, 753, 212. 68
	402, 165, 499. 64	336, 825, 963. 80
	- 67, 203, 766. 86	- 62, 686, 095. 62
--		
--	- 5, 171, 827. 20	- 654, 155. 96
--	- 62, 031, 939. 66	- 62, 031, 939. 66
	334, 961, 732. 78	274, 139, 868. 18
	3, 335, 019, 763. 82	2, 537, 253, 944. 02
	217, 798, 452. 80	77, 920, 554. 45
	217, 798, 452. 80	77, 920, 554. 45

(4).

	/	/
--		
--		
--		
	5, 282, 336. 95	5, 595, 409. 10
--	- 313, 072. 15	- 126, 775. 76
--		
--	- 313, 072. 15	- 126, 775. 76

(5).

(6).

(7).


(8).

4

5

6

1.



1

2

,

3

12

(

)

12

12

12

37.53%

31.93%

86.97%

86.14%

2

2021 12 31

	2021 12 31			

	2020 12 31			
	1, 258 06			1, 258 06
	464 57			464 57
		824 00	676 00	1, 500 00
	34, 028 55	824 00	676 00	35, 528 55

3

1

2021 12 31

56

2

2021 12 31

50

18 04

1

: :

1.				
1				
2				
3				
4		250, 078, 452. 06		250, 078, 452. 06
2				
1				
2				
1.				

			11,469,953.70	11,469,953.70
			11,469,953.70	11,469,953.70
			3,772,241.21	3,772,241.21
			3,772,241.21	3,772,241.21

2

3

4

5

6

7

8

9

1

				(%)	(%)
Suntar Membrane			100	43.46	43.46

Technology (S) Pte. Ltd.					
--------------------------	--	--	--	--	--

2021. 01. 01			2021. 12. 31
100			100

LAN WEI GUANG CHEN N

2

3

4

5

(1).

/

/

		50,706,646.02	29,610,897.95
--	--	---------------	---------------

(2) / /
/
/

(6).

(7).

	589.00	564.05

(8).

6

(1).

: :

		43,264,066.16	4,284,676.92	31,128,840.69	535,790.95
		118,852.18	91,033.34	118,852.18	32,956.72
		1,100,000.00	1,100,000.00	1,800,000.00	42,500.00

(2).

: :

		38,280,000.00	12,760,000.00

7

8

1

2

3

4

5

1

1

	2021 12 31	2020 12 31
	204,235,656.88	292,944,063.63

2

	2021 12 31	2020 12 31
1		3,114,166.19
2		
3		
		3,114,166.19

2

(1).

1

25

2021 12 31

(2).

3

1

2

	76,792,400.00
	76,792,400.00

3

4

1
(1).

(2).

2

3
(1).

(2).

4

5

6
(1).

1

2

2

2021 /2021 12 31				
	654, 129, 719. 06	766, 613, 339. 48	270, 033, 991. 91	1, 150, 709, 066. 63
	654, 129, 719. 06	496, 579, 347. 57		1, 150, 709, 066. 63
		270, 033, 991. 91	270, 033, 991. 91	-
	654, 129, 719. 06	766, 613, 339. 48	270, 033, 991. 91	1, 150, 709, 066. 63
	499, 695, 859. 53	491, 527, 701. 69	211, 169, 214. 29	780, 054, 346. 93
	499, 695, 859. 53	491, 527, 701. 69	211, 169, 214. 29	780, 054, 346. 93
	8, 054, 359. 55	114, 758, 239. 76	62, 703. 49	122, 749, 895. 82
/()	110, 576, 324. 24	227, 112, 183. 30	62, 893, 100. 51	274, 795, 407. 03
	2, 086, 476, 200. 89	4, 078, 889, 308. 24	1, 310, 733, 531. 20	4, 854, 631, 977. 93
	1, 222, 493, 216. 07	931, 410, 742. 04	777, 918, 445. 96	1, 375, 985, 512. 15
1.	256, 255, 354. 37	60, 842, 961. 24	64, 953, 421. 53	252, 144, 894. 08
2.	65, 217, 305. 33	9, 498, 700. 06	16, 410, 975. 11	58, 305, 030. 28
3.				
4.	- 15, 396, 545. 80	- 28, 096, 140. 17		- 43, 492, 685. 97
5.		- 3, 280, 373. 23		- 3, 280, 373. 23

(2).

(3).

(4).

7

8

1.

2021 11

BOT

797.73

2022 4 19

2022 4 19

2.

2020 6 2020 12

3800

2021 12

31

3700

2021 12 29

2021

02 1516

3700

2021 12 31

8

1

(1).

1	
1	
1	139,161,733.15
1 2	52,146,521.59
2 3	5,890,022.90
3	
3 4	5,864,000.00
4 5	8,903,433.50
5	8,492,887.89
	220,458,599.03

(2).

		(%)		(%)			(%)		(%)	
	5,005,746.89	2.27	5,005,746.89	100.00		8,932,908.00	4.50	8,932,908.00	100.00	
	215,452,852.14	97.73	21,793,815.66	10.12	193,659,036.48	189,785,508.70	95.50	19,965,272.97	10.52	169,820,235.73
1	95,908,495.82	43.50	21,793,815.66	22.72	74,114,680.16	113,235,769.81	56.98	19,965,272.97	17.63	93,270,496.84

2	119,544,356.32	54.23			119,544,356.32	76,549,738.89	38.52			76,549,738.89
	220,458,599.03	/	26,799,562.55	/	193,659,036.48	198,718,416.70	/	28,898,180.97	/	169,820,235.73

			%	
1	3,074,746.89	3,074,746.89	100.00	
2	1,447,000.00	1,447,000.00	100.00	
3	484,000.00	484,000.00	100.00	
	5,005,746.89	5,005,746.89	100.00	/

1

			%
1	19,617,376.83	980,868.83	5
1-2	52,146,521.59	5,214,652.16	10
2-3	5,890,022.90	1,767,006.87	30
3-4	5,864,000.00	2,932,000.00	50
4-5	7,456,433.50	5,965,146.80	80
5	4,934,141.00	4,934,141.00	100
	95,908,495.82	21,793,815.66	22.72

(3).

	28,898,180.97	1,828,542.69	3,927,161.11		26,799,562.55
	28,898,180.97	1,828,542.69	3,927,161.11		26,799,562.55

		/
	3 927, 161. 11	

(4).

(5).

		(%)	
1	13, 619, 252. 00	6. 18	1, 341, 217. 24
2	12, 997, 757. 44	5. 90	1, 366, 603. 09
3	8, 492, 924. 13	3. 85	698, 172. 41
4	8, 536, 500. 00	3. 87	929, 210. 00
5	5, 085, 244. 23	2. 31	254, 262. 21
	48, 731, 677. 80	22. 10	4, 589, 464. 95

(6).

(7).

2

		51, 951, 729. 65
	810, 341, 874. 10	664, 283, 580. 56
	810, 341, 874. 10	716, 235, 310. 21

(1).

(2).

(3).

(4).

(5). 1

(6).

(1).

1	
1	
1	506,616,086.65
1 2	234,797,450.05
2 3	58,344,044.21
3	
3 4	30,959,871.97
4 5	1,621,972.00
5	8,396,721.35
	840,736,146.23

(2).

	167,728.85	95,739.72
	6,549,294.50	7,002,500.00
	796,936,745.24	620,759,012.53
	37,082,377.64	37,064,455.07
	840,736,146.23	664,921,707.32

(3).

	12	()	()	
2021 1 1	638,126.76			638,126.76
2021 1 1				
--				
--				
--				
--				
	156,145.37		29,600,000.00	29,756,145.37
2021 12 31	794,272.13		29,600,000.00	30,394,272.13

(4).

(5).

(6).

				(%)	
		113,270,974.75	1	13.47	
		81,273,169.37	1	9.67	
		62,929,477.04	1 19,340,701.29 1-2 39,385,084.66 2-3 4,203,691.09	7.49	
		55,459,503.73	1 34,148,783.81 1-2 6,045,964.56 2-3 15,264,755.36	6.60	
		63,260,094.18	1 20,838,736.98 1-2 42,421,357.2	7.52	
	/	376,193,219.07		44.75	

(7).

(8).

(9).

3

--	--	--	--	--

	583,715,498.93		583,715,498.93	533,715,498.93		533,715,498.93
	583,715,498.93		583,715,498.93	533,715,498.93		533,715,498.93

(1).

	23,231,147.97			23,231,147.97		
	17,629,445.24			17,629,445.24		
	6,120,000.00			6,120,000.00		
	6,130,000.00			6,130,000.00		
	6,717,486.34			6,717,486.34		
	10,050,000.00			10,050,000.00		
	7,173,158.59			7,173,158.59		
	21,638,081.97			21,638,081.97		
	15,280,000.00			15,280,000.00		

10,000,000.00
1 M

e

	5,000,000.00			5,000,000.00		
	5,000,000.00			5,000,000.00		
) (169,559,081.43			169,559,081.43		
Suntar Investment Holding Pte. Ltd	80,426,140.00	50,000,000.00		130,426,140.00		
	5,000,000.00			5,000,000.00		

(2).

(3).

(4).

5

	53,336,084.60	162,121,919.88
	14,996,974.90	24,811,370.80
		1,279,166.67
	68,333,059.50	188,212,457.35

6

1

	- 491,244.56	

	15, 195, 230. 38	
	- 25, 380. 00	
	15, 075, 426. 96	
	4, 127, 161. 11	
	- 169, 988. 28	
	33, 711, 205. 61	
	5, 044, 970. 87	
	962. 95	
	28, 665, 271. 79	

1 —

1 —

2

	%		
	7.40	0.74	0.74
	6.54	0.65	0.65

3

4

LAN VEI QUANG
2022 4 19